

Calibration Certificate

Certificate No. **23551**

Page 1 of 4 Pages

Customer : Lam Geotechnics Limited

Address : 11/F, Centre Point, 181-185 Gloucester Road, Wanchai, Hong Kong.

Order No. : Q21462

Date of receipt : 11-Jun-12

Item Tested

Description : Digital Sound Level Meter

Manufacturer : B&K

Model : Type 2236

Serial No. : 2100736

Test Conditions

Date of Test : 12-Jun-12

Supply Voltage : --

Ambient Temperature : (23 ± 3)°C

Relative Humidity : (50 ± 25) %

Test Specifications

Calibration check.

Ref. Document/Procedure : Z01.

Test Results

All results were within the IEC 651 Type 1, IEC 804 Type 1 & IEC 1260 Class 1 specification.

The results are shown in the attached page(s).


Main Test equipment used:


<u>Equipment No.</u>	<u>Description</u>	<u>Cert. No.</u>	<u>Traceable to</u>
S017	Multi-Function Generator	C101623	SCL-HKSAR
S024	Sound Level Calibrator	15136	NIM-PRC & SCL-HKSAR

The values given in this Calibration Certificate only relate to the values measured at the time of the test and any uncertainties quoted will not include allowance for the equipment long term drift, variations with environmental changes, vibration and shock during transportation, overloading, mis-handling, or the capability of any other laboratory to repeat the measurement. Hong Kong Calibration Ltd. shall not be liable for any loss or damage resulting from the use of the equipment.

The test equipment used for calibration are traceable to International System of Units (SI).

The test results apply to the above Unit-Under-Test only

Calibrated by : 
P. F. Wong

Approved by : 
Dorothy Cheuk

Date: 12-Jun-12

This Certificate is issued by:
Hong Kong Calibration Ltd.
Unit 8B, 24/F., Well Fung Industrial Centre, No. 58-76, Ta Chuen Ping Street, Kwai Chung, NT, Hong Kong.
Tel: 2425 8801 Fax: 2425 8646



Calibration Certificate

Certificate No. 23551

Page 2 of 4 Pages

Results :

1. SPL Accuracy

UUT Setting				Applied Value (dB)	UUT Reading (dB)
Range	Parameter	Frequency Wt.	Freq. Response		
20 - 100	SPL	dBA	F	94.0	93.8
			S		93.8
		dBC	F		93.9
		dBL	F		93.9
		1 kHz	F		93.9
40 - 120	SPL	dBA	F	94.0	93.9
		1 kHz	F		94.0
	SPL	dBA	F	114.0	114.0
			S		114.0
		dBC	F		114.0
		dBL	F		114.1
1 kHz	F	114.0			

IEC 651 Type 1 Spec. : ± 0.7 dB

Uncertainty : ± 0.1 dB

2. Level Stability : 0.0 dB

IEC 651 Type 1 Spec. : ± 0.3 dB

Uncertainty : ± 0.01 dB

3. Linearity

3.1 Level Linearity

UUT Range (dB)	Applied Value (dB)	UUT Reading (dB)	Variation (dB)	IEC 651 Type 1 Spec. (Primary Indicator Range)
140	114.0	113.8	-0.1	± 0.7 dB
130	104.0	103.9	0.0	
120	94.0	93.9 (Ref.)	--	
110	84.0	83.9	0.0	
100	74.0	73.9	0.0	
90	64.0	63.9	0.0	
90	54.0	53.9	0.0	

Uncertainty : ± 0.1 dB



Calibration Certificate

Certificate No. 23551

Page 3 of 4 Pages

3.2 Differential level linearity

UUT Range (dB)	Applied Value (dB)	UUT Reading (dB)	Variation (dB)	IEC 651 Type 1 Spec.
120	84.0	83.9	0.0	± 0.4 dB
	94.0	93.9 (Ref.)	--	
	95.0	94.8	-0.1	± 0.2 dB

Uncertainty : ± 0.1 dB

4. Frequency Weighting

A weighting

Frequency	Attenuation (dB)	IEC 651 Type 1 Spec.
31.5 Hz	-39.4	- 39.4 dB, ± 1.5 dB
63 Hz	-26.1	- 26.2 dB, ± 1.5 dB
125 Hz	-16.1	- 16.1 dB, ± 1 dB
250 Hz	-8.6	- 8.6 dB, ± 1 dB
500 Hz	-3.2	- 3.2 dB, ± 1 dB
1 kHz	0.0 (Ref)	0 dB, ± 1 dB
2 kHz	+1.3	+ 1.2 dB, ± 1 dB
4 kHz	+1.0	+ 1.0 dB, ± 1 dB
8 kHz	-1.1	- 1.1 dB, + 1.5 dB ~ -3 dB
16 kHz	-6.7	- 6.6 dB, + 3 dB ~ -∞

Uncertainty : ± 0.1 dB

5. Time Averaging

Applied Burst duty Factor	Applied Leq Value (dB)	UUT Reading (dB)	IEC 804 Type 1 Spec.
continuous	40.0	40.0	--
1/10	40.0	39.9	± 0.5 dB
1/10 ²	40.0	39.8	
1/10 ³	40.0	39.7	
1/10 ⁴	40.0	39.5	

Uncertainty : ± 0.1 dB



Calibration Certificate

Certificate No. 23551

Page 4 of 4 Pages

6. Filter Response

Filter Setting	Attenuation (dB)	IEC 1260 Class 1 Spec.
125 Hz	-63.5	< - 61
250 Hz	-44.7	< - 42
500 Hz	-20.8	< - 17.5
707 Hz	-3.5	- 2 ~ - 5
1 kHz (Ref.)	0.0 (Ref.)	--
1.414 kHz	-3.9	- 2 ~ - 5
2 kHz	-21.2	< - 17.5
4 kHz	-44.9	< - 42
8 kHz	-63.7	< - 61

Uncertainty : ± 0.2 dB

- Remark : 1. UUT : Unit-Under-Test
2. The uncertainty claimed is for a confidence probability of not less than 95%.
3. Atmospheric Pressure : 992 hPa

----- END -----



Calibration Certificate

Certificate No. **25144**

Page 1 of 2 Pages

Customer : Lam Geotechnics Limited

Address : 11/F, Centre Point, 181-185 Gloucester Road, Wanchai, Hong Kong.

Order No. : Q22033

Date of receipt : 2-Aug-12

Item Tested

Description : Sound Level Calibrator

Manufacturer : B & K

Model : Type 4230

Serial No. : 1411076

Test Conditions

Date of Test : 10-Aug-12

Supply Voltage : --

Ambient Temperature : (23 ± 3)°C

Relative Humidity : (50 ± 25) %

Test Specifications

Calibration check.

Ref. Document/Procedure: F21, Z02.

Test Results

All results were within the IEC 942 Class 1 specification.

The results are shown in the attached page(s).


Main Test equipment used:

<u>Equipment No.</u>	<u>Description</u>	<u>Cert. No.</u>	<u>Traceable to</u>
S014	Spectrum Analyzer	13535	NIM-PRC & SCL-HKSAR
S024	Sound Level Calibrator	15136	NIM-PRC & SCL-HKSAR
S041	Universal Counter	15610	SCL-HKSAR
S191	6½ dgt. Multimeter	20033	NIM-PRC

The values given in this Calibration Certificate only relate to the values measured at the time of the test and any uncertainties quoted will not include allowance for the equipment long term drift, variations with environmental changes, vibration and shock during transportation, overloading, mis-handling, or the capability of any other laboratory to repeat the measurement. Hong Kong Calibration Ltd. shall not be liable for any loss or damage resulting from the use of the equipment.

The test equipment used for calibration are traceable to International System of Units (SI).

The test results apply to the above Unit-Under-Test only

Calibrated by : 
Stephen Chu

Approved by : 
Dorothy Cheuk

Date: 10-Aug-12

This Certificate is issued by:

Hong Kong Calibration Ltd.

Unit 8B, 24/F., Well Fung Industrial Centre, No. 58-76, Ta Chuen Ping Street, Kwai Chung, NT, Hong Kong.

Tel: 2425 8801 Fax: 2425 8646



Calibration Certificate

Certificate No. **25144**

Page 2 of 2 Pages

Results :

1. Level Accuracy

UUT Nominal Value (dB)	Measured Value (dB)	IEC 942 Class 1 Spec.
94	93.96	± 0.3 dB

Uncertainty : ± 0.2 dB

2. Frequency

UUT Nominal Value	Measured Value	IEC 942 Class 1 Spec.
1 kHz	1.000 kHz	± 2 %

Uncertainty : $\pm 3.6 \times 10^{-6}$

3. Level Stability : 0.0 dB

IEC 942 Class 1 Spec. : ± 0.1 dB

Uncertainty : ± 0.01 dB

4. Total Harmonic Distortion : < 1.5 %

IEC 942 Class 1 Spec. : < 3 %

Uncertainty : ± 2.3 % of reading

Remark : 1. UUT : Unit-Under-Test

2. The above measured values are the mean of 3 measurement.

3. The uncertainty claimed is for a confidence probability of not less than 95%.

4. Atmospheric Pressure : 995 hPa.

----- END -----



TISCH ENVIRONMENTAL, INC.
 145 SOUTH MIAMI AVE.
 VILLAGE OF CLEVELAND, OH 45002
 513.467.9000
 877.263.7610 TOLL FREE
 513.467.9009 FAX
 WWW.TISCH-ENV.COM

AIR POLLUTION MONITORING EQUIPMENT

ORIFICE TRANSFER STANDARD CERTIFICATION WORKSHEET TE-5025A

Date - Jul 19, 2012 Rootmeter S/N 0438320 Ta (K) - 298
 Operator Tisch Orifice I.D. - 0005 Pa (mm) - 751.84

PLATE OR Run #	VOLUME START (m3)	VOLUME STOP (m3)	DIFF VOLUME (m3)	DIFF TIME (min)	METER	ORFICE
					DIFF Hg (mm)	DIFF H2O (in.)
1	NA	NA	1.00	1.3840	3.2	2.00
2	NA	NA	1.00	0.9760	6.4	4.00
3	NA	NA	1.00	0.8730	7.9	5.00
4	NA	NA	1.00	0.8340	8.8	5.50
5	NA	NA	1.00	0.6890	12.7	8.00

DATA TABULATION

Vstd	(x axis) Qstd	(y axis)	Va	(x axis) Qa	(y axis)
0.9850	0.7117	1.4066	0.9957	0.7194	0.8903
0.9809	1.0050	1.9892	0.9915	1.0159	1.2591
0.9788	1.1212	2.2240	0.9894	1.1333	1.4078
0.9777	1.1723	2.3326	0.9883	1.1850	1.4765
0.9725	1.4115	2.8132	0.9831	1.4268	1.7807
Qstd slope (m) = 2.01145			Qa slope (m) = 1.25953		
intercept (b) = -0.02803			intercept (b) = -0.01774		
coefficient (r) = 0.99995			coefficient (r) = 0.99995		
y axis = SQRT[H2O(Pa/760) (298/Ta)]			y axis = SQRT[H2O(Ta/Pa)]		

CALCULATIONS

$$Vstd = \text{Diff. Vol} [(Pa - \text{Diff. Hg}) / 760] (298 / Ta)$$

$$Qstd = Vstd / \text{Time}$$

$$Va = \text{Diff Vol} [(Pa - \text{Diff Hg}) / Pa]$$

$$Qa = Va / \text{Time}$$

For subsequent flow rate calculations:

$$Qstd = 1/m \{ [\text{SQRT}(H2O(Pa/760) (298/Ta))] - b \}$$

$$Qa = 1/m \{ [\text{SQRT} H2O(Ta/Pa)] - b \}$$



Lam Geotechnics Limited

Calibration Data for High Volume Sampler (TSP Sampler)

Location : CMA1b
 Equipment no. : EL452
 Calibration Date : 15-Dec-12
 Calibration Due Dat : 15-Feb-13

CALIBRATION OF CONTINUOUS FLOW RECORDER

Ambient Condition			
Temperature, T _a	295	Kelvin	Pressure, P _a
			1018 mmHg

Orifice Transfer Standard Information					
Equipment No.	EL086	Slope, m _c	2.01145	Intercept, b _c	-0.02803
Last Calibration Date	19-Jul-12	$\left(\frac{H \times P_a}{1013.3 \times 298 / T_a} \right)^{1/2}$ $= m_c \times Q_{std} + b_c$			
Next Calibration Date	19-Jul-13				

Calibration of RSP						
Calibration Point	Manometer Reading			Q _{std} (m ³ / min.) X-axis	Continuous Flow Recorder, W (CFM)	IC (W(P _a /1013.3x298/T _a) ^{1/2} /35.31) Y-axis
	(up)	(down)	(difference)			
1	6.0	6.0	12.0	1.7489	62	62.4588
2	5.0	5.0	10.0	1.5977	55	55.4070
3	4.0	4.0	8.0	1.4305	47	47.3478
4	2.5	2.5	5.0	1.1338	35	35.2590
5	1.5	1.5	3.0	0.8814	24	24.1776

By Linear Regression of Y on X

Slope, m = 43.8163 Intercept, b = -14.5928

Correlation Coefficient* = 0.9996

Calibration Accepted = Yes/No**

* if Correlation Coefficient < 0.990, check and recalibration again.

** Delete as appropriate.

Remarks : _____

Calibrated by : Sam Checked by : Derek Lo
 Date : 15-Dec-12 Date : 15-Dec-12



Lam Geotechnics Limited

Calibration Data for High Volume Sampler (TSP Sampler)

Location : CMA2a
 Equipment no. : EL449
 Calibration Date : 15-Dec-12
 Calibration Due Date : 15-Feb-13

CALIBRATION OF CONTINUOUS FLOW RECORDER

Ambient Condition			
Temperature, T _a	295	Kelvin	Pressure, P _a
			1018 mmHg

Orifice Transfer Standard Information			
Equipment No.	EL086	Slope, m _c	2.01145
		Intercept, b _c	-0.02803
Last Calibration Date	19-Jul-12	$\left(\frac{H \times P_a}{1013.3 \times 298 / T_a} \right)^{1/2}$ $= m_c \times Q_{std} + b_c$	
Next Calibration Date	19-Jul-13		

Calibration of RSP						
Calibration Point	Manometer Reading			Q _{std} (m ³ / min.) X-axis	Continuous Flow Recorder, W (CFM)	IC (W(P _a /1013.3x298/T _a) ^{1/2} /35.31) Y-axis
	(up)	(down)	(difference)			
1	6.0	6.0	12.0	1.7489	55	55.4070
2	4.9	4.9	9.8	1.5818	47	47.3478
3	3.9	3.9	7.8	1.4127	39	39.2886
4	2.5	2.5	5.0	1.1338	26	26.1924
5	1.5	1.5	3.0	0.8814	15	15.1110

By Linear Regression of Y on X

Slope, m = 46.5380 Intercept, b = -26.2367
 Correlation Coefficient* = 0.9998
 Calibration Accepted = Yes/No**

* if Correlation Coefficient < 0.990, check and recalibration again.

** Delete as appropriate.

Remarks : _____

Calibrated by : Sam Checked by : Derek Lo
 Date : 15-Dec-12 Date : 15-Dec-12



Lam Geotechnics Limited

Calibration Data for High Volume Sampler (TSP Sampler)

Location : CMA4a
 Equipment no. : EL390

Calibration Date : 15-Dec-12
 Calibration Due Date : 15-Feb-13

CALIBRATION OF CONTINUOUS FLOW RECORDER

Ambient Condition			
Temperature, T _a	295	Kelvin	Pressure, P _a
			1018 mmHg

Orifice Transfer Standard Information					
Equipment No.	EL086	Slope, m _c	2.01145	Intercept, b _c	-0.02803
Last Calibration Date	19-Jul-12	$\left(\frac{H \times P_a}{1013.3 \times 298 / T_a} \right)^{1/2}$ $= m_c \times Q_{std} + b_c$			
Next Calibration Date	19-Jul-13				

Calibration of RSP						
Calibration Point	Manometer Reading			Q _{std} (m ³ / min.) X-axis	Continuous Flow Recorder, W (CFM)	IC (W(P _a /1013.3x298/T _a) ^{1/2} /35.31) Y-axis
	(up)	(down)	(difference)			
1	6.1	6.1	12.2	1.7633	62	62.4588
2	5.0	5.0	10.0	1.5977	54	54.3996
3	3.9	3.9	7.8	1.4127	46	46.3404
4	2.5	2.5	5.0	1.1338	34	34.2516
5	1.4	1.4	2.8	0.8520	22	22.1628

By Linear Regression of Y on X

Slope, m = 43.9604 Intercept, b = -15.5072
 Correlation Coefficient* = 0.9998
 Calibration Accepted = Yes/No**

* if Correlation Coefficient < 0.990, check and recalibration again.

** Delete as appropriate.

Remarks : _____

Calibrated by : Sam
 Date : 15-Dec-12

Checked by : Derek Lo
 Date : 15-Dec-12



Lam Geotechnics Limited

Calibration Data for High Volume Sampler (TSP Sampler)

Location : CMA5a Calibration Date : 15-Dec-12
 Equipment no. : EL380 Calibration Due Date : 15-Feb-13

CALIBRATION OF CONTINUOUS FLOW RECORDER

Ambient Condition			
Temperature, T _a	295	Kelvin	Pressure, P _a
			1018 mmHg

Orifice Transfer Standard Information					
Equipment No.	EL086	Slope, m _c	2.01145	Intercept, b _c	-0.02803
Last Calibration Date	19-Jul-12	$(H \times P_a / 1013.3 \times 298 / T_a)^{1/2}$ $= m_c \times Q_{std} + b_c$			
Next Calibration Date	19-Jul-13				

Calibration of RSP						
Calibration Point	Manometer Reading			Q _{std} (m ³ / min.) X-axis	Continuous Flow Recorder, W (CFM)	IC (W(P _a /1013.3x298/T _a) ^{1/2} /35.31) Y-axis
	(up)	(down)	(difference)			
1	6.1	6.1	12.2	1.7633	60	60.4440
2	5.1	5.1	10.2	1.6135	53	53.3922
3	3.9	3.9	7.8	1.4127	46	46.3404
4	2.4	2.4	4.8	1.1112	34	34.2516
5	1.5	1.5	3.0	0.8814	24	24.1776

By Linear Regression of Y on X

Slope, m = 40.4247 Intercept, b = -11.1112
 Correlation Coefficient* = 0.9994
 Calibration Accepted = Yes/No**

* if Correlation Coefficient < 0.990, check and recalibration again.

** Delete as appropriate.

Remarks : _____

Calibrated by : Sam Checked by : Derek Lo
 Date : 15-Dec-12 Date : 15-Dec-12



Lam Geotechnics Limited

Calibration Data for High Volume Sampler (TSP Sampler)

Location : MA1e Calibration Date : 15-Dec-12
 Equipment no. : EL455 Calibration Due Dat : 15-Feb-13

CALIBRATION OF CONTINUOUS FLOW RECORDER

Ambient Condition			
Temperature, T _a	295	Kelvin	Pressure, P _a
			1018 mmHg

Orifice Transfer Standard Information			
Equipment No.	EL086	Slope, m _c	2.01145
		Intercept, b _c	-0.02803
Last Calibration Date	19-Jul-12	$\left(\frac{H \times P_a}{1013.3 \times 298 / T_a} \right)^{1/2}$ $= m_c \times Q_{std} + b_c$	
Next Calibration Date	19-Jul-13		

Calibration of RSP						
Calibration Point	Manometer Reading			Q _{std} (m ³ / min.) X-axis	Continuous Flow Recorder, W (CFM)	IC (W(P _a /1013.3x298/T _a) ^{1/2} /35.31) Y-axis
	(up)	(down)	(difference)			
1	6.2	6.2	12.4	1.7775	63	63.4662
2	5.1	5.1	10.2	1.6135	55	55.4070
3	4.1	4.1	8.2	1.4481	47	47.3478
4	2.6	2.6	5.2	1.1560	33	33.2442
5	1.5	1.5	3.0	0.8814	22	22.1628

By Linear Regression of Y on X

Slope, m = 46.3986 Intercept, b = -19.4866

Correlation Coefficient* = 0.9992

Calibration Accepted = Yes/No**

* if Correlation Coefficient < 0.990, check and recalibration again.

** Delete as appropriate.

Remarks : _____

Calibrated by : Sam Checked by : Derek Lo
 Date : 15-Dec-12 Date : 15-Dec-12



Lam Geotechnics Limited

Calibration Data for High Volume Sampler (TSP Sampler)

Location : MA1w Calibration Date : 15-Dec-12
 Equipment no. : EL080 Calibration Due Dat : 15-Feb-13

CALIBRATION OF CONTINUOUS FLOW RECORDER

Ambient Condition			
Temperature, T _a	295	Kelvin	Pressure, P _a
			1018 mmHg

Orifice Transfer Standard Information			
Equipment No.	EL086	Slope, m _c	2.01145
		Intercept, b _c	-0.02803
Last Calibration Date	19-Jul-12	$(H \times P_a / 1013.3 \times 298 / T_a)^{1/2}$ $= m_c \times Q_{std} + b_c$	
Next Calibration Date	19-Jul-13		

Calibration of RSP						
Calibration Point	Manometer Reading			Q _{std} (m ³ / min.) X-axis	Continuous Flow Recorder, W (CFM)	IC (W(P _a /1013.3x298/T _a) ^{1/2} /35.31) Y-axis
	(up)	(down)	(difference)			
1	6.1	6.1	12.2	1.7633	58	58.4292
2	5.1	5.1	10.2	1.6135	50	50.3700
3	4.0	4.0	8.0	1.4305	41	41.3034
4	2.4	2.4	4.8	1.1112	26	26.1924
5	1.5	1.5	3.0	0.8814	15	15.1110

By Linear Regression of Y on X

Slope, m = 48.7744 Intercept, b = -28.0505

Correlation Coefficient* = 0.9998

Calibration Accepted = Yes/No**

* if Correlation Coefficient < 0.990, check and recalibration again.

** Delete as appropriate.

Remarks : _____

Calibrated by : Sam Checked by : Derek Lo
 Date : 15-Dec-12 Date : 15-Dec-12



Lam Geotechnics Limited

Calibration Data for High Volume Sampler (TSP Sampler)

Location : CMA1b
 Equipment no. : EL452

Calibration Date : 7-Feb-13
 Calibration Due Date : 7-Apr-13

CALIBRATION OF CONTINUOUS FLOW RECORDER

Ambient Condition			
Temperature, T _a	294	Kelvin	Pressure, P _a
			1018 mmHg

Orifice Transfer Standard Information			
Equipment No.	EL086	Slope, m _c	2.01145
		Intercept, b _c	-0.02803
Last Calibration Date	19-Jul-12	$\left(H \times P_a / 1013.3 \times 298 / T_a \right)^{1/2}$ $= m_c \times Q_{std} + b_c$	
Next Calibration Date	19-Jul-13		

Calibration of RSP						
Calibration Point	Manometer Reading			Q _{std} (m ³ / min.) X-axis	Continuous Flow Recorder, W (CFM)	IC (W(P _a /1013.3x298/T _a) ^{1/2} /35.31) Y-axis
	(up)	(down)	(difference)			
1	6.0	6.0	12.0	1.7518	61	61.5558
2	5.1	5.1	10.2	1.6162	55	55.5012
3	4.0	4.0	8.0	1.4329	46	46.4191
4	2.5	2.5	5.0	1.1357	35	35.3189
5	1.4	1.4	2.8	0.8534	23	23.2096

By Linear Regression of Y on X

Slope, m = 42.3139 Intercept, b = -13.0619
 Correlation Coefficient* = 0.9991
 Calibration Accepted = Yes/No**

* if Correlation Coefficient < 0.990, check and recalibration again.

** Delete as appropriate.

Remarks : _____

Calibrated by : Sam
 Date : 7-Feb-13

Checked by : Derek Lo
 Date : 7-Feb-13



Lam Geotechnics Limited

Calibration Data for High Volume Sampler (TSP Sampler)

Location : CMA2a Calibration Date : 7-Feb-13
 Equipment no. : EL449 Calibration Due Date : 7-Apr-13

CALIBRATION OF CONTINUOUS FLOW RECORDER

Ambient Condition			
Temperature, T _a	294	Kelvin	Pressure, P _a
			1018 mmHg

Orifice Transfer Standard Information			
Equipment No.	EL086	Slope, m _c	2.01145
		Intercept, b _c	-0.02803
Last Calibration Date	19-Jul-12	$\left(H \times P_a / 1013.3 \times 298 / T_a \right)^{1/2}$ $= m_c \times Q_{std} + b_c$	
Next Calibration Date	19-Jul-13		

Calibration of RSP						
Calibration Point	Manometer Reading			Q _{std} (m ³ / min.) X-axis	Continuous Flow Recorder, W (CFM)	IC (W(P _a /1013.3x298/T _a) ^{1/2} /35.31) Y-axis
	(up)	(down)	(difference)			
1	6.0	6.0	12.0	1.7518	57	57.5194
2	5.0	5.0	10.0	1.6004	49	49.4465
3	4.0	4.0	8.0	1.4329	42	42.3827
4	2.5	2.5	5.0	1.1357	27	27.2460
5	1.5	1.5	3.0	0.8829	16	16.1458

By Linear Regression of Y on X

Slope, m = 47.6298 Intercept, b = -26.2640
 Correlation Coefficient* = 0.9995
 Calibration Accepted = Yes/No**

* if Correlation Coefficient < 0.990, check and recalibration again.

** Delete as appropriate.

Remarks : _____

Calibrated by : Sam Checked by : Derek Lo
 Date : 7-Feb-13 Date : 7-Feb-13



Lam Geotechnics Limited

Calibration Data for High Volume Sampler (TSP Sampler)

Location : CMA3a Calibration Date : 7-Feb-13
 Equipment no. : EL888 Calibration Due Date : 7-Apr-13

CALIBRATION OF CONTINUOUS FLOW RECORDER

Ambient Condition			
Temperature, T _a	294	Kelvin	Pressure, P _a
			1018 mmHg

Orifice Transfer Standard Information			
Equipment No.	EL086	Slope, m _c	2.01145
		Intercept, b _c	-0.02803
Last Calibration Date	19-Jul-12	$(H \times P_a / 1013.3 \times 298 / T_a)^{1/2}$ $= m_c \times Q_{std} + b_c$	
Next Calibration Date	19-Jul-13		

Calibration of RSP						
Calibration Point	Manometer Reading			Q _{std} (m ³ / min.) X-axis	Continuous Flow Recorder, W (CFM)	IC (W(P _a /1013.3x298/T _a) ^{1/2} /35.31) Y-axis
	(up)	(down)	(difference)			
1	6.1	6.1	12.2	1.7662	54	54.4920
2	4.8	4.8	9.6	1.5683	44	44.4009
3	4.0	4.0	8.0	1.4329	39	39.3554
4	2.4	2.4	4.8	1.1131	25	25.2278
5	1.4	1.4	2.8	0.8534	15	15.1367

By Linear Regression of Y on X

Slope, m = 42.8245 Intercept, b = -21.9533
 Correlation Coefficient* = 0.9991
 Calibration Accepted = Yes/No**

* if Correlation Coefficient < 0.990, check and recalibration again.

** Delete as appropriate.

Remarks : _____

Calibrated by : Sam Checked by : Derek Lo
 Date : 7-Feb-13 Date : 7-Feb-13



Lam Geotechnics Limited

Calibration Data for High Volume Sampler (TSP Sampler)

Location : CMA4a Calibration Date : 7-Feb-13
 Equipment no. : EL390 Calibration Due Date : 7-Apr-13

CALIBRATION OF CONTINUOUS FLOW RECORDER

Ambient Condition			
Temperature, T _a	294	Kelvin	Pressure, P _a
			1018 mmHg

Orifice Transfer Standard Information			
Equipment No.	EL086	Slope, m _c	2.01145
		Intercept, b _c	-0.02803
Last Calibration Date	19-Jul-12	$\left(\frac{H \times P_a}{1013.3 \times 298 / T_a} \right)^{1/2}$ $= m_c \times Q_{std} + b_c$	
Next Calibration Date	19-Jul-13		

Calibration of RSP						
Calibration Point	Manometer Reading			Q _{std} (m ³ / min.) X-axis	Continuous Flow Recorder, W (CFM)	IC (W(P _a /1013.3x298/T _a) ^{1/2} /35.31) Y-axis
	(up)	(down)	(difference)			
1	6.0	6.0	12.0	1.7518	62	62.5649
2	5.0	5.0	10.0	1.6004	54	54.4920
3	4.0	4.0	8.0	1.4329	46	46.4191
4	2.5	2.5	5.0	1.1357	32	32.2916
5	1.5	1.5	3.0	0.8829	21	21.1914

By Linear Regression of Y on X

Slope, m = 47.4825 Intercept, b = -21.2199
 Correlation Coefficient* = 0.9995
 Calibration Accepted = Yes/No**

* if Correlation Coefficient < 0.990, check and recalibration again.

** Delete as appropriate.

Remarks : _____

Calibrated by : Sam Checked by : Derek Lo
 Date : 7-Feb-13 Date : 7-Feb-13



Lam Geotechnics Limited

Calibration Data for High Volume Sampler (TSP Sampler)

Location : CMA5a Calibration Date : 7-Feb-13
 Equipment no. : EL380 Calibration Due Date : 7-Apr-13

CALIBRATION OF CONTINUOUS FLOW RECORDER

Ambient Condition			
Temperature, T _a	294	Kelvin	Pressure, P _a
			1018 mmHg

Orifice Transfer Standard Information			
Equipment No.	EL086	Slope, m _c	2.01145
		Intercept, b _c	-0.02803
Last Calibration Date	19-Jul-12	$(H \times P_a / 1013.3 \times 298 / T_a)^{1/2}$ $= m_c \times Q_{std} + b_c$	
Next Calibration Date	19-Jul-13		

Calibration of RSP						
Calibration Point	Manometer Reading			Q _{std} (m ³ / min.) X-axis	Continuous Flow Recorder, W (CFM)	IC (W(P _a /1013.3x298/T _a) ^{1/2} /35.31) Y-axis
	(up)	(down)	(difference)			
1	6.1	6.1	12.2	1.7662	60	60.5467
2	5.1	5.1	10.2	1.6162	53	53.4829
3	4.0	4.0	8.0	1.4329	46	46.4191
4	2.4	2.4	4.8	1.1131	33	33.3007
5	1.5	1.5	3.0	0.8829	22	22.2005

By Linear Regression of Y on X

Slope, m = 42.6630 Intercept, b = -14.9280
 Correlation Coefficient* = 0.9994
 Calibration Accepted = Yes/No**

* if Correlation Coefficient < 0.990, check and recalibration again.

** Delete as appropriate.

Remarks : _____

Calibrated by : Sam Checked by : Derek Lo
 Date : 7-Feb-13 Date : 7-Feb-13



Lam Geotechnics Limited

Calibration Data for High Volume Sampler (TSP Sampler)

Location : MA1e Calibration Date : 7-Feb-13
 Equipment no. : EL455 Calibration Due Date : 7-Apr-13

CALIBRATION OF CONTINUOUS FLOW RECORDER

Ambient Condition			
Temperature, T _a	294	Kelvin	Pressure, P _a
			1018 mmHg

Orifice Transfer Standard Information			
Equipment No.	EL086	Slope, m _c	2.01145
		Intercept, b _c	-0.02803
Last Calibration Date	19-Jul-12	$(H \times P_a / 1013.3 \times 298 / T_a)^{1/2}$ $= m_c \times Q_{std} + b_c$	
Next Calibration Date	19-Jul-13		

Calibration of RSP						
Calibration Point	Manometer Reading			Q _{std} (m ³ / min.) X-axis	Continuous Flow Recorder, W (CFM)	IC (W(P _a /1013.3x298/T _a) ^{1/2} /35.31) Y-axis
	(up)	(down)	(difference)			
1	6.2	6.2	12.4	1.7805	63	63.5741
2	5.1	5.1	10.2	1.6162	55	55.5012
3	4.0	4.0	8.0	1.4329	46	46.4191
4	2.6	2.6	5.2	1.1580	33	33.3007
5	1.6	1.6	3.2	0.9114	21	21.1914

By Linear Regression of Y on X

Slope, m = 48.6728 Intercept, b = -23.1611
 Correlation Coefficient* = 1.0000
 Calibration Accepted = Yes/No**

* if Correlation Coefficient < 0.990, check and recalibration again.

** Delete as appropriate.

Remarks : _____

Calibrated by : Sam Checked by : Derek Lo
 Date : 7-Feb-13 Date : 7-Feb-13



Lam Geotechnics Limited

Calibration Data for High Volume Sampler (TSP Sampler)

Location : MA1w Calibration Date : 7-Feb-13
 Equipment no. : EL080 Calibration Due Date : 7-Apr-13

CALIBRATION OF CONTINUOUS FLOW RECORDER

Ambient Condition			
Temperature, T _a	294	Kelvin	Pressure, P _a
			1018 mmHg

Orifice Transfer Standard Information			
Equipment No.	EL086	Slope, m _c	2.01145
		Intercept, b _c	-0.02803
Last Calibration Date	19-Jul-12	$(H \times P_a / 1013.3 \times 298 / T_a)^{1/2}$ $= m_c \times Q_{std} + b_c$	
Next Calibration Date	19-Jul-13		

Calibration of RSP						
Calibration Point	Manometer Reading			Q _{std} (m ³ / min.) X-axis	Continuous Flow Recorder, W (CFM)	IC (W(P _a /1013.3x298/T _a) ^{1/2} /35.31) Y-axis
	(up)	(down)	(difference)			
1	6.2	6.2	12.4	1.7805	60	60.5467
2	5.1	5.1	10.2	1.6162	50	50.4556
3	4.1	4.1	8.2	1.4505	42	42.3827
4	2.4	2.4	4.8	1.1131	25	25.2278
5	1.5	1.5	3.0	0.8829	14	14.1276

By Linear Regression of Y on X

Slope, m = 51.1935 Intercept, b = -31.5175
 Correlation Coefficient* = 0.9994
 Calibration Accepted = Yes/No**

* if Correlation Coefficient < 0.990, check and recalibration again.

** Delete as appropriate.

Remarks : _____

Calibrated by : Sam Checked by : Derek Lo
 Date : 7-Feb-13 Date : 7-Feb-13